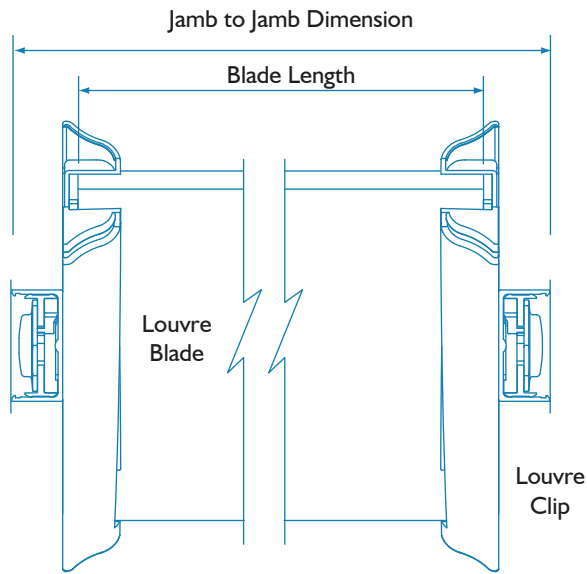


Blade Formulas

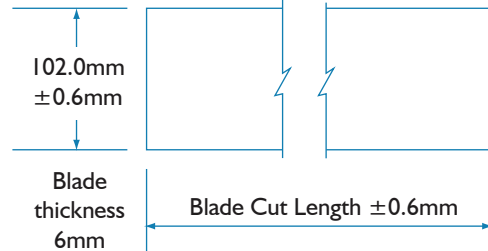


Blade Cut Length

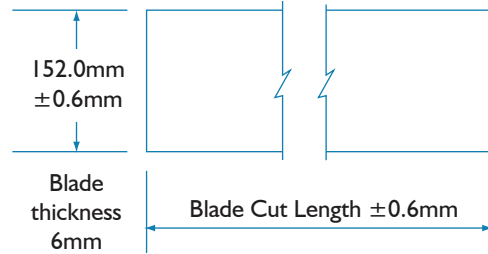
Glass & Aluminium Blades:

Blade Length = jamb to jamb - 52mm

102 Louvre Blade

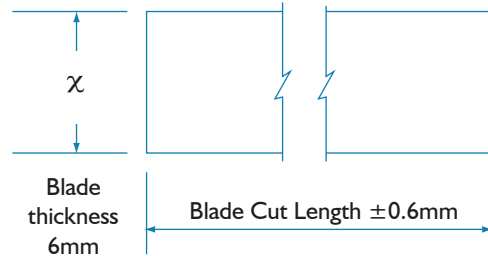


152 Louvre Blade



Standard Louver Blade Dimensions

Louvre Blade



Extension Blade Dimensions

Glass & Aluminium blades:

X = Channel extension + 21mm

Note: Laminated glass is not recommended for external use due to the risk of de-lamination.